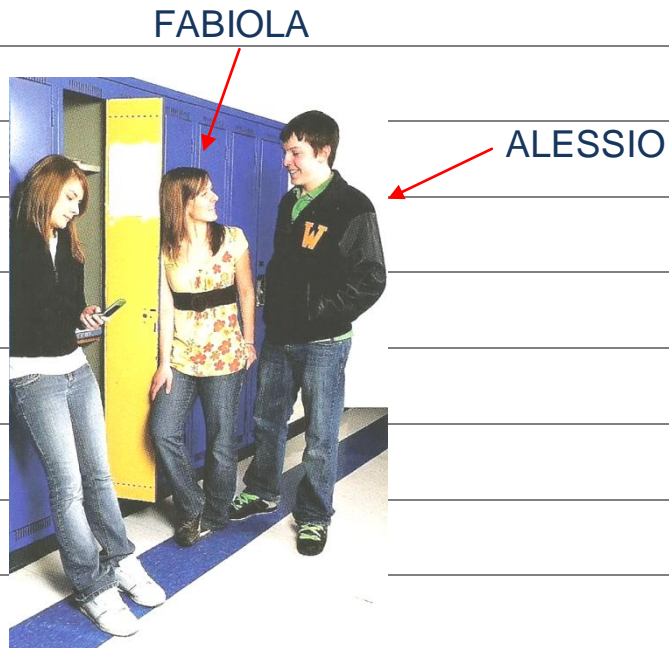


WELCAM

(BENVENUTO)

LEGGI LE FRASI IN INGLESE E IN ITALIANO .



ALESSIO : AI , AI'M ALESSIO .

(CIAO , IO SONO ALESSIO .)

FABIOLA : AI , ALESSIO . MAI NEIM IS FABIOLA .

(CIAO , ALESSIO . IL MIO NOME È FABIOLA .)

ALESSIO : ELLO , FABIOLA . UER AR IU FROM ?

(SALVE , FABIOLA . DA DOVE VIENI ?)

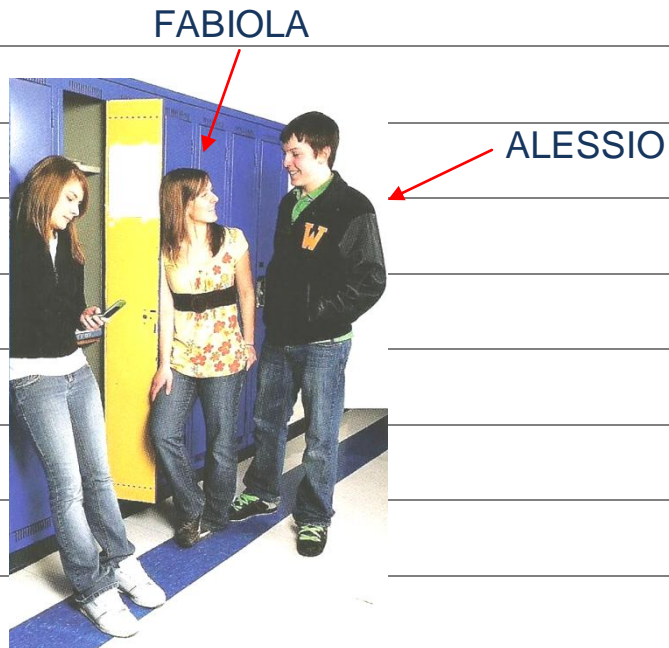
FABIOLA : AI'M FROM ITALI . END IU ?

(IO VENGO DALL'ITALIA . E TU ?)

ALESSIO : DE IUNITED STEIZ .

(DAGLI STATI UNITI .)

METTI IN ORDINE LE FRASI .



ALESSIO : ELLO , FABIOLA . UER AR IU FROM ?

(SALVE , FABIOLA . DA DOVE VIENI ?)

ALESSIO : AI , AI'M ALESSIO .

1

(CIAO , IO SONO ALESSIO .)

FABIOLA : AI'M FROM ITALI . END IU ?

(IO VENGO DALL'ITALIA . E TU ?)

ALESSIO : DE IUNITED STEIZ .

(DAGLI STATI UNITI .)

FABIOLA : AI , ALESSIO . MAI NEIM IS FABIOLA .

(CIAO , ALESSIO . IL MIO NOME È FABIOLA .)

LEGGI E COLLEGA I NOMI DELLA NAZIONI ALLA LORO BANDIERA.

ITALI



INGLEND



FRANZ



SPEIN



LEGGI E COLLEGA I NOMI DELLA NAZIONI AI RAGAZZI .

INGLEND



AI , AI'M GIULIA . AI'M FRENC .

FRANZ



AI , AI'M CARLA . AI'M SPENISC .

ITALI



AI , UI AR FEDERICO END SUSI . UI AR INGLISC .

SPEIN



AI , AI'M PAOLO . AI'M ITALIEN .

ADESSO PROVA TU! **SCRIVI** LA FRASE IN INGLESE .



FOTO MIA

CIAO ,

IO SONO EMMANUELE .

SCRIVI IN INGLESE :



FOTO MIA

IO SONO

ITALIANO .

SCRIVI IN INGLESE :

IN AI SCUL

(AL LICEO)


COMPLETA CON **DIS IS**, POI LEGGI LA FRASE IN INGLESE E
IN ITALIANO.

IN DE CLASRUM:

(IN CLASSE)

DIS IS DE BORD.

(QUESTA È LA LAVAGNA.)



_____ DE DESC.

(QUESTO È IL BANCO.)




_____ DE CIER.

(QUESTA È LA SEDIA.)



_____ DE UINDOV .

(QUESTA È LA FINESTRA .)



DE SCUL OBGETZ :

(GLI OGGETTI DI SCUOLA)

DIS IS DE PENSIL CHEIS .

(QUESTO È L'ASTUCCIO .)



_____ DE BUC .

(QUESTO È IL LIBRO .)



_____ DE PEN .

(QUESTA È LA PENNA .)



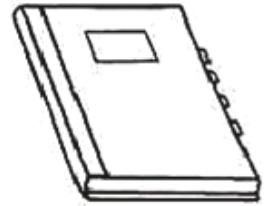
_____ DE PENSIL .

(QUESTA È LA MATITA .)



_____ DE NOTBUC .

(QUESTO È IL QUADERNO .)



_____ DE DAIARI .

(QUESTO È IL DIARIO .)



IN AI SCUL

(AL LICEO)

LEGGI E COLLEGA ALL'IMMAGINE GIUSTA.


DIS IS DE CLASRUM .




DIS IS DE BORD .




DIS IS DE DESC .



DIS IS DE CIER .




DIS IS DE UINDOV .




DIS IS DE BUC .



DIS IS DE PEN .



DIS IS DE PENSIL CHEIS .



DIS IS DE NOT BUC .



DIS IS DE PENSIL .



DIS IS DE DAIARI .



IN AI SCUL

(AL LICEO)

LEGGI E SCRIVI LA PAROLA GIUSTA PER COMPLETARE LA FRASE.

BORD / DESC

DIS IS DE .




UINDOV / CIER

DIS IS DE .




DESC / CLASRUM

DIS IS DE .



UINDOV / BORD

DIS IS DE .



BORD / CIER




DIS IS DE

PENSIL CHEIS / BUC



DIS IS DE

PEN / DAIARI



DIS IS DE

PENSIL CHEIS / NOT BUC



DIS IS DE

DAIARI / PENSIL



DIS IS DE .

BUC / PEN



DIS IS DE .

PEN / PENSIL



DIS IS DE .

IN AI SCUL

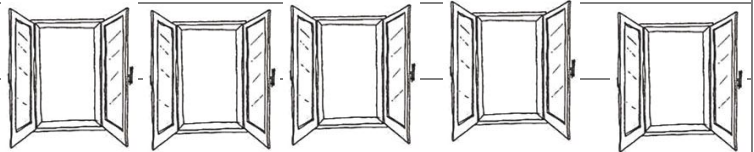
(AL LICEO)

LEGGI E COLLEGA ALL'IMMAGINE GIUSTA .


DIS IS UAN CLASRUM .



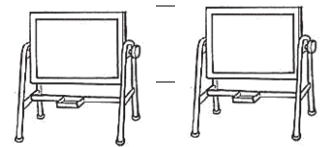
DIS IS TIU BORD .




DIS IS TRI DESC .



DIS IS FOR CIER .



DIS IS FAIV UINDOV .



LEGGI E CERCHIA IL NUMERO GIUSTO .

PENSIL CHEIS




TIU

FAIV

FOR

DAIARI



UAN

SEVEN

FOR

NOT BUC

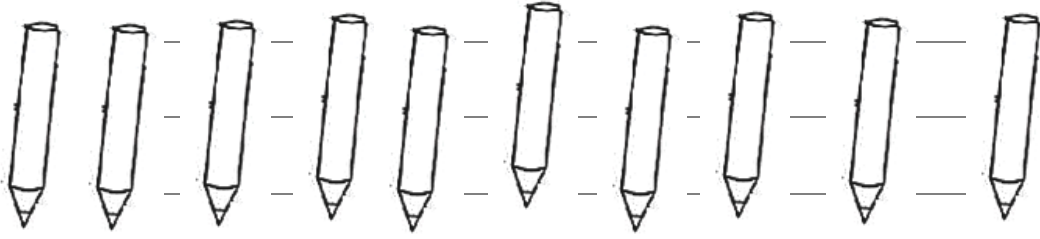


FAIV

EIT

SEVEN

PENSIL

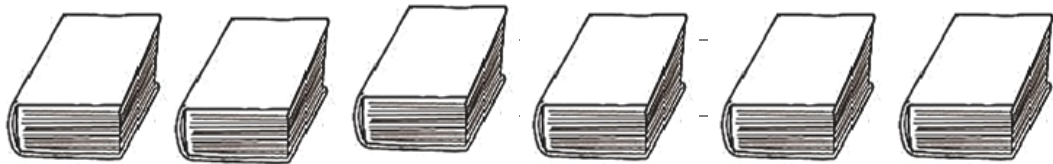


UAN

NAIN

TEN

BUC

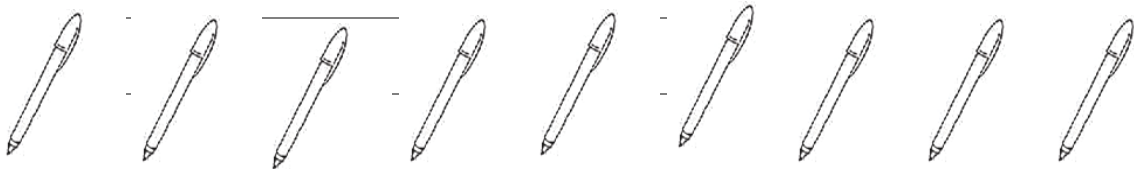


NAIN

FAIV

SIX

PEN



SEVEN

EIT

NAIN

UOT TAIM IS IT ?

(CHE ORE SONO ?)


LEGGI LE FRASI IN INGLESE E IN ITALIANO .

IZ SICS OCLOK

(SONO LE 6)

AI GET AP

(IO MI ALZO)



IZ SEVEN OCLOK

(SONO LE 7)

AI EV BRECFAST

(IO FACCIO COLAZIONE)





IZ EIT OCLOK

(SONO LE 8)

AI GO TO AI SCUL

(IO VADO AL LICEO)



IZ UAN OCLOK

(SONO LE 1)

AI EV LANC

(IO HO IL PRANZO)

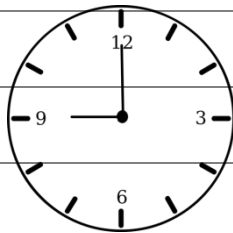


IZ NAIN OCLOK

(SONO LE 9)

AI EV DINNER

(IO HO LA CENA)




IZ TEN OCLOK

(SONO LE 10)

AI GO TU BED

(IO VADO A LETTO)



DER IS

(C'È)

COMPLETA CON DER IS , POI LEGGI LA FRASE IN INGLESE E IN ITALIANO .



FOTO GIARDINO


DER IS E DOG IN DE GARDEN .

(C'È UN CANE NEL GIARDINO .)




___ _ E AUS IN DE UUD .

(C'È UNA CASA NEL BOSCO .)



___ _ E BUC IN DE SCUL BEG .

(C'È UN LIBRO NELLO ZAINO .)



___ ___ E STIUDENT IN DE CLASRUM .

(C'È UNO STUDENTE NELLA CLASSE .)



FOTO GIARDINO

___ ___ E FLAUER IN DE GARDEN .

(C'È UN FIORE NEL GIARDINO .)



___ ___ E NOT BUC IN DE SCUL BEG .

(C'È UN QUADERNO NELLO ZAINO .)

DER IS

(C'È)

LEGGI E COLLEGA ALL'IMMAGINE GIUSTA .



DER IS A FLAUER IN DE GARDEN .

(C'È UN FIORE NEL GIARDINO .)



FOTO

GIARDINO

DER IS E NOT BUC IN DE SCUL BEG .

(C'È UN QUADERNO NELLO ZAINO .)




DER IS E AUS IN DE UUD .

(C'È UNA CASA NEL BOSCO .)


DER IS E DOG IN DE GARDEN .

(C'È UN CANE NEL GIARDINO .)




DER IS E BUC IN DE SCUL BEG .

(C'È UN LIBRO NELLO ZAINO .)



DER IS E STIUDENT IN DE CLASRUM .

(C'È UNO STUDENTE NELLA CLASSE .)



FOTO

GIARDINO

COMPLETA LA FRASE IN INGLESE O IN ITALIANO .



FOTO GIARDINO


___ E DOG IN DE ___ .

(C'È UN ___ NEL GIARDINO .)



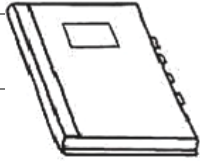
DER IS E ___ IN DE UUD .

(___ UNA CASA NEL ___ .)




___ E BUC IN DE ___ .

(C'È UN ___ NELLO ZAINO .)



DER IS E _____ IN DE SCUL BEG .

(__ UN QUADERNO NELLO _____ .)



_____ E STIUDENT IN DE _____ .

(C'È UNO _____ NELLA CLASSE .)




FOTO GIARDINO

DER IS E _____ IN DE GARDEN .

(__ UN FIORE NEL _____ .)

LEGGI E COLLEGA LE PAROLE ALL'IMMAGINE GIUSTA .

VEGETABLES

RICE

MILK



CHEESE

CHIPS

FISH


MEAT

ICE - CREAM

FRUIT


FAI UN CERCHIO INTORNO ALLE PAROLE CHE FORMANO LA FRASE , POI LEGGI , TRADUCI E SCRIVI LA FRASE .

I LIKE CHEESE




MI PIACE


I DON'T LIKE MEAT



I LIKE FISH AND MILK



I DON'T LIKE VEGETABLES



FAI UN CERCHIO INTORNO AI NOMI DEL CIBO E LEGGI .



BABY BROTHER



BABY SISTER



BIG



BROTHER



CALF



CAR



CD-ROM



CHEESE



CHICK



CHIPS



CIRCLE



COMPUTER



COW



DAD



DOOR



DRIVE

18

EIGHTEEN

11

ELEVEN



FARMER



FISH

15

FIFTEEN



FLOPPY DISK



FLOWER

14

FOURTEEN



FRUIT



GARAGE



GARDEN



GRANDAD



GRANDMA



HEN



HOUSE



ICE-CREAM



KEYBOARD



LAMB



MEAT



MILK



MONITOR



MOUSE



MUM

19

NINETEEN



PAD



PIG



PIGLET



PRINTER



RICE



ROOF

17

SEVENTEEN



SHEEP



SHORT



SISTER

16

SIXTEEN



SMALL



SQUARE



SWING



TALL

13

THIRTEEN



TREE



TRIANGLE

12

TWELVE

20

TWENTY



VEGETABLES



WINDOW

DRINK AND FOOD

AIUTANDOTI CON LA LISTA , SCRIVI I NOMI DEI CIBI E DELLE
COSE DA BERE , POI LEGGI .

UNIT

food and drink;
adjectives to talk
about food

Grammar:

too + adjective / not
+ adjective

Function:

talking about food,
ordering food

The image shows a breakfast table with various items: a cup of coffee, a glass of orange juice, a bowl of cereal with a honey dipper, a plate of scrambled eggs, bacon, mushrooms, and tomatoes, a loaf of bread, and a basket of strawberries. Several white boxes are placed over the image to indicate where to write the names of the items.

COFFEE

BREAD

MOOSHROOMS

MILK

TOMATO

STRAWBERRIES

BACON

HONEY

ORANGE

ORANGE JUICE

CEREALS

CAKE

APPLE






CORN FLAKES

LEGGI IL NOME DEI CIBI E SCRIVILI AL POSTO GIUSTO .

CARROTS - COFFEE - FISH - EGGS - STRAWBERRIES - YOGURT -

GREEN BEANS - CAKE - CHICKEN - PEAR - ONIONS - PEPPERS -

CHOCOLATE - BREAD - MIXED SALAD



SCRIVI E LEGGI I NOMI DEI CIBI CHE TI PIACCONO DAGLI ESERCIZI PRECEDENTI.

FRUIT

Empty rounded rectangular box for writing fruit names.

DESSERTS

Empty rounded rectangular box for writing dessert names.

VEGETABLES

Empty rounded rectangular box for writing vegetable names.

MY FAVORITE FOOD



AI LIKE

DRINKS

Empty rounded rectangular box for writing drink names.

MEAT AND FISH

Empty rounded rectangular box for writing meat and fish names.

SNACKS

Empty rounded rectangular box for writing snack names.

LEGGI E SCRIVI IL NOME DEI CIBI AL POSTO GIUSTO .



CHICKEN ,



PEAS ,



BANANA ,



AUBERGINES ,



KIWI ,



BUTTER ,



SALAD ,



DAIRY



PEAR ,



TUNA ,



PUMPKIN ,




MEAT AND FISH



STRAWBERRIES ,



WATERMELON ,



FRUIT



ICE - CREAM .


watermelon



VEGETABLES

LEGGI E COMPLETA IL CRUCIVERBA :

QUALE È LA PAROLA MISTERIOSA ?



0 - CHICKEN



1 - MUSHROOM



2 - ONION



3 - CARROT



4 - TOMATO



5 - SALAD



6 - SAUSAGE

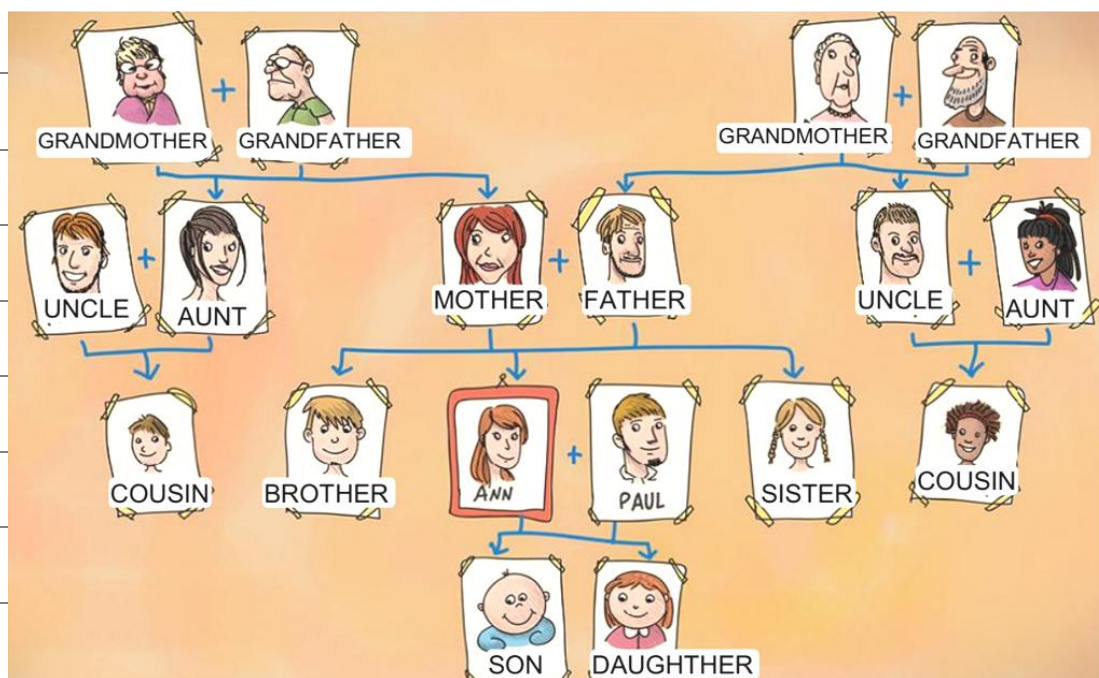


7 - PASTA



8 - OMELETTE

LEGGI E SCRIVI LA RISPOSTA GIUSTA AGLI INDOVINELLI :



È IL BABBO DELLA MAMMA :



È LA MAMMA DEL BABBO :



È IL FRATELLO DEL BABBO :



È LA SORELLA DELLA MAMMA :



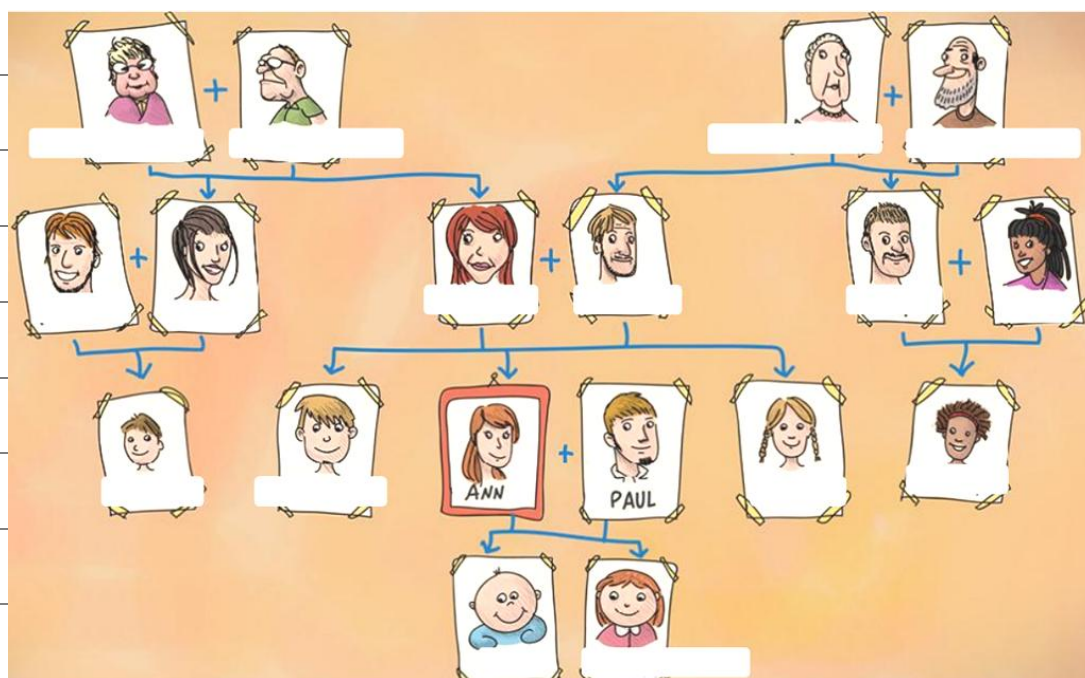
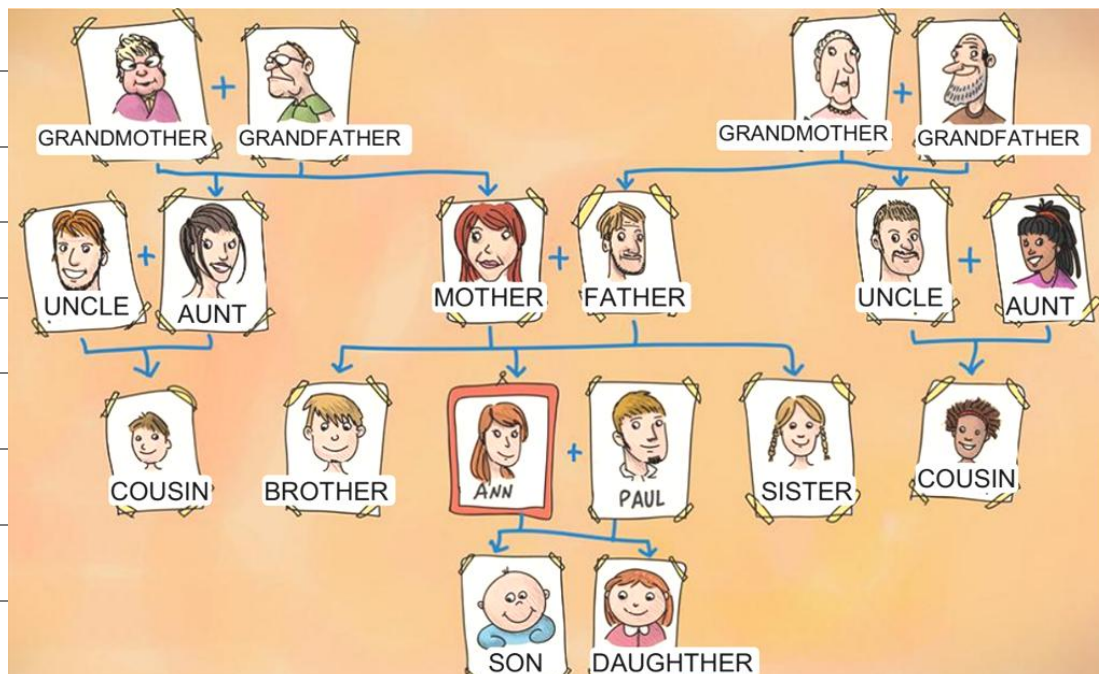
È IL FIGLIO DELLO ZIO :



È LA FIGLIA DELLA ZIA :

LEGGI I NOMI DEI FAMILIARI IN INGLESE,

POI SCRIVI I NOMI IN ITALIANO.



LEGGI COSA DICE MARK DELLA SUA FAMIGLIA , POI COMPLETA

TABELLA .

HELLO , I AM MARK .

JASON IS MY FATHER .

BRENDA IS MY MOTHER .

ALBERT IS MY GRANDFATHER .

RACHEL IS MY GRANDMOTHER .

CLAUDIA IS MY SISTER .

GEORGE IS MY UNCLE .

LAURA IS MY AUNT .

LUKE IS MY COUSIN .



NOME

FAMILIARE

JASON

ALBERT

CLAUDIA

LUKE

BRENDA

RACHEL


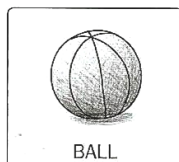
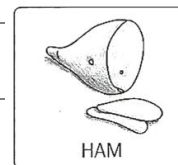



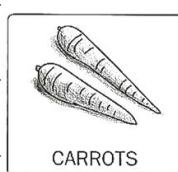



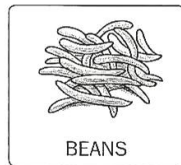

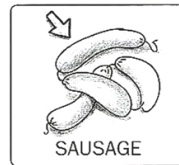







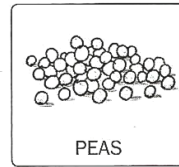
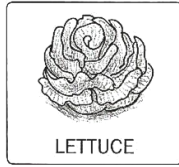


GEORGE

LAURA

LEGGI E COLORA :

DI ROSSO I NOMI DEI FAMILIARI ,

DI VERDE I NOMI DEI CIBI .



CLOOZ FOR MEN

(ABBIGLIAMENTO PER UOMO)

LEGGI CON ATTENZIONE , POI RISCRIVI LE PAROLE IN INGLESE .



MAGLIETTA

RED TI - SCERT

ROSSA



CINTURA

BLEC BELT

NERA



PANTALONI

BLU TRAUSES

BLU



CALZINI

UAIT SOCS

BIANCHI

SCARPE



BLU END IELLOV SCIOS

BLU E GIALLE

CLOOZ FOR MEN

(ABBIGLIAMENTO PER UOMO)

LEGGI CON ATTENZIONE E COLLEGA .

RED TI - SCERT



BLEC BELT



BLU TRAUSES



UAIT SOCS



BLU END IELLOV SCIOS



CLOOZ FOR WOMEN

(ABBIGLIAMENTO PER DONNA)

LEGGI CON ATTENZIONE , POI RISCRIVI LE PAROLE IN INGLESE .



VESTITO

BLU DRES

BLU

CINTURA



UAIT BELT

BIANCA



BORSA

ORANGE BAG

ARANCIONE

CAPPELLO



ORANGE HAT

ARANCIONE



SCARPE

GRIN SCIOS

VERDI

CLOOZ FOR WOMEN

(ABBIGLIAMENTO PER DONNA)

LEGGI CON ATTENZIONE E COLLEGA .

BLU DRES



UAIT BELT



ORANGE BAG



ORANGE HAT



GRIN SCIOS



CLOOZ FOR MEN

(ABBIGLIAMENTO PER UOMO)

LEGGI CON ATTENZIONE E COLLEGA .

RED T - SHIRT



BLACK BELT



BLUE TROUSERS



WHITE SOCKS



BLUE END YELLOW SHOES



CLOOZ FOR WOMAN

(ABBIGLIAMENTO PER DONNA)

LEGGI CON ATTENZIONE E COLLEGA .

BLUE DRESS



WHITE BELT



ORANGE BAG



ORANGE HAT



GREEN SHOES



ADJECTIVES

BEAUTIFUL



BELLO

NICE

SIMPATICO



BAD

CATTIVO



FAT

GRASSO



GOOD

BUONO



UGLY
BRUTTO



BIG
GRANDE



|



Big

Small


HAPPY
FELICE



TALL
ALTO



SMALL
PICCOLO



SLIM
MAGRO



COMPLETE THE SENTENCES

BELLA IS A _____ GIRL



EMMANUELE IS _____



THE MODEL IS _____



VALENTINO IS _____



CHIARA IS _____



ONE BALL IS _____



|



ONE BALL IS _____

Big

Small

THE MAN IS _____



GEORGE IS _____



CHOCOLATE IS _____



THE MONSTER IS _____





Big

|



Small



Beautiful



Ugly



SLIM



FAT

TALL



SHORT



BAD



GOOD



HAPPY

SAD

OPPOSITE ADJECTIVES



SMALL



BIG



TALL



SHORT




SLOW



FAST



HAPPY



SAD

ANSWER THE QUESTIONS



HAPPY OR SAD? _____
FELICE O TRISTE?



TALL OR SHORT? _____
ALTA O BASSA?



FAST OR SLOW? _____
VELOCE O LENTA?



BIG OR SMALL? _____
GRANDE O PICCOLO?

MATCH THE ADJECTIVES WITH THE PICTURES



SALTY (SALATO)



SWEET (DOLCE)



FROZEN (GHIACCIATO)



FRESH (FRESCO)



HOT (PICCANTE)



BITTER (ACRE)

DRAW A LINE FROM THE ADJECTIVES TO THEIR OPPOSITE PICTURES

DISEGNA UNA LINEA DAGLI AGGETTIVI ALLE LORO FIGURE OPPOSTE



SHORT



YOUNG



GOOD

FAST



BIG



HAPPY

FAT



OLD

CLEAN



WHAT CAN THEY DO? CHOOSE THE RIGHT VERB

COSA POSSONO FARE? SCEGLI IL VERBO GIUSTO



WHAT IS IT? IT IS A BUTTERFLY.

CAN IT SWIM? _____

WHAT CAN IT DO? _____



WHAT IS IT? IT IS A FROG.

CAN IT FLY? _____

WHAT CAN IT DO? _____



WHAT IS IT? IT IS A FISH.

CAN IT RUN? _____

WHAT CAN IT DO? _____



WHAT IS IT? IT IS A DOG-

CAN IT WRITE? _____

WHAT CAN IT DO? _____

FLY - WOOF - SWIM - JUMP

FAMILY

LOOK AT THE PICTURE, DRAW AND COMPLETE

GUARDA LA FOTO, DISEGNA E COMPLETA

GEORGE

JUDY



MAX



BECKY

JERRY

EMMA




MUM.....

DAD.....

MAMMA

PAPA'





GRANDMOTHER.....

GRANDFATHER.....

NONNA

NONNO



BROTHER.....

SISTER.....

FRATELLO

SORELLA

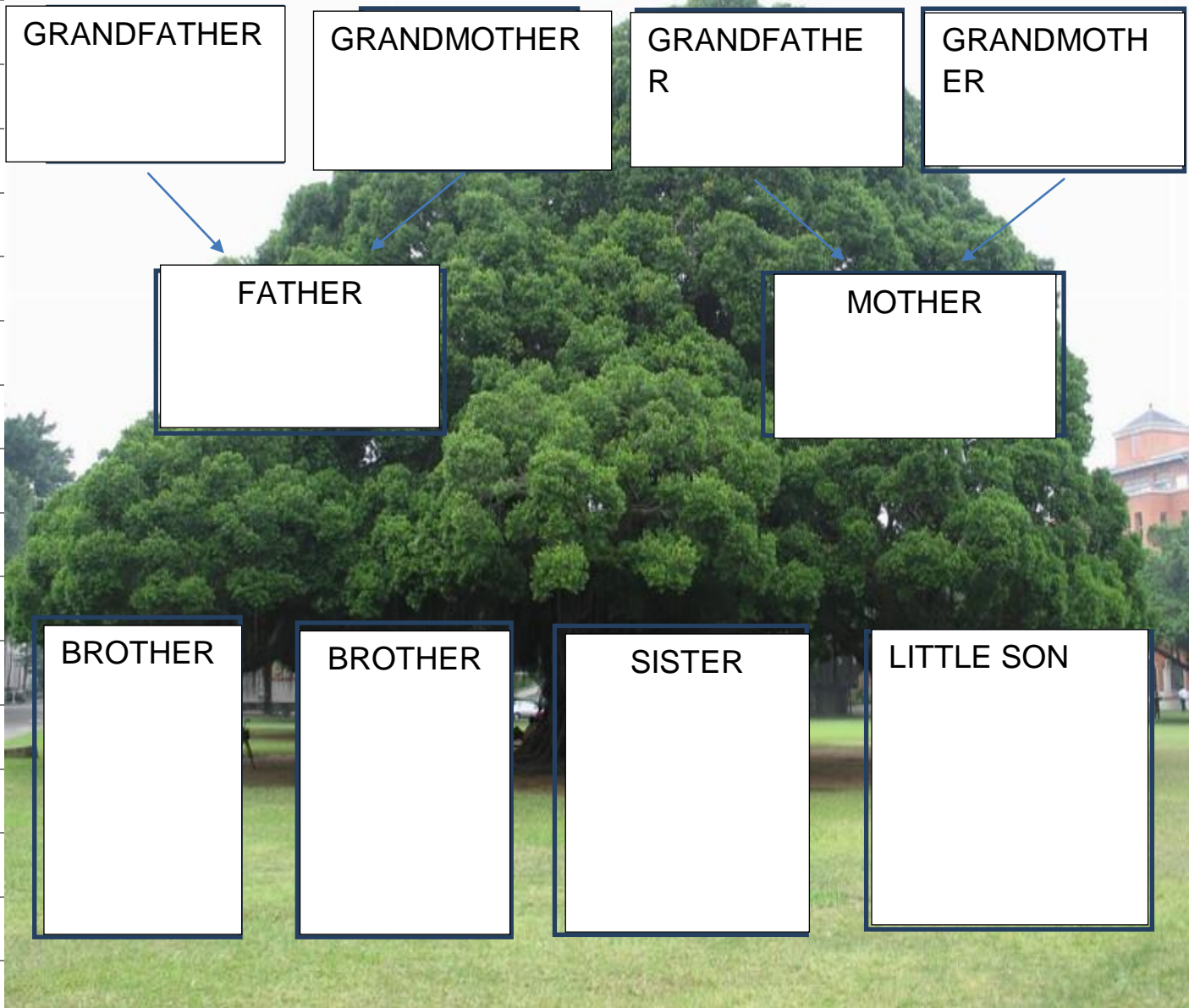
FAMILY TREE

L'ALBERO DELLA FAMIGLIA



WRITE YOUR FAMILY'S NAMES IN THE RIGHT BOXES

SCRIVI I NOMI DELLA TUA FAMIGLIA NELLE CASELLE GIUSTE



IN TOWN

MATCH THE WORDS AND THE PICTURES, THEN WRITE IN THE BANKS

COLLEGA LE PAROLE E LE IMMAGINI, POI SCRIVILE NEGLI SPAZI

BAR



SUPERMARKET



BOOKSHOP



TRAIN STATION



SCHOOL



CINEMA



LIBRARY



HOSPITAL



POST OFFICE



BAKERY



BANK



POLICE STATION



RESTAURANT



CLOTHES SHOP



MATCH THE VERBS TO THE PICTURES

TO SING

(CANTARE)



TO DRINK

(BERE)



TO RUN

(CORRERE)



TO GET DRESSED

(VESTIRSI)



TO WASH

(LAVARSI)



TO EAT

(MANGIARE)





TO SLEEP (DORMIRE)

FAMILY

THE SIMPSON FAMILY

WRITE THE WORDS IN THE RIGHT SPACE

SCRIVI LE PAROLE NELLO SPAZIO GIUSTO



MOTHER

BABY

SISTER

MADRE

BAMBINA

SORELLA

FATHER


BROTHER

PADRE

FRATELLO

IL GIGANTE EGOISTA

UN GIGANTE MOLTO EGOISTA



VIVEVA LONTANO DAL SUO CASTELLO.




MOLTI BAMBINI



GIOCAVANO NEL GIARDINO DEL CASTELLO.



QUANDO IL GIGANTE



TORNO' SI ARRABBIO' MOLTO,

E MANDO' VIA TUTTI I BAMBINI.



DA QUEL MOMENTO ARRIVO' L'INVERNO;



E ANCHE SE IL TEMPO PASSAVA.....



LA PRIMAVERA NON ARRIVAVA MAI.



IL GIGANTE NON CAPIVA COSA STAVA SUCCEDENDO.

UN GIORNO, PERO', DEI BAMBINI



RIUSCIRONO A ENTRARE NE L GIARDINO.



IN QUEL MOMENTO TORNO' LA PRIMAVERA.



IL GIGANTE CAPI' CHE ERA STATO MOLTO EGOISTA; E DA ALLORA

TUTTI I POMERIGGI ASPETTAVA CHE I BAMBINI ANDASSERO A
GIOCARRE NEL SUO GIARDINO.




QUESTA STORIA CI INSEGNA CHE NON DOBBIAMO ESSERE EGOISTI,
MA DOBBIAMO PROVARE AD AIUTARE GLI ALTRI



COMPLETA

UN _____ MOLTO _____



VIVEVA LONTANO DAL SUO _____.




MOLTI _____



GIOCAVANO NEL _____ DEL CASTELLO.



QUANDO IL _____



TORNO' SI _____

MOLTO,

E MANDO' VIA TUTTI I _____.



DA QUEL MOMENTO ARRIVO' L' _____;



E ANCHE SE IL _____ PASSAVA.....



LA _____ NON ARRIVAVA MAI.



IL _____ NON CAPIVA COSA STAVA SUCCEDENDO.

UN GIORNO, PERO', DEI BAMBINI



RIUSCIRONO A _____ NEL _____.



IN QUEL MOMENTO TORNO' LA _____.



IL GIGANTE CAPI' CHE ERA STATO MOLTO _____; E DA ALLORA

TUTTI I _____ ASPETTAVA CHE I BAMBINI ANDASSERO A
_____ NEL SUO GIARDINO.



QUESTA STORIA CI INSEGNA CHE _____
_____, MA DOBBIAMO PROVARE AD _____ GLI ALTRI



NEL GIARDINO DEL GIGANTE LE STAGIONI CAMBIANO SPESSO

AIUTAMI A SCRIVERLE IN INGLESE:



IT'S _____



IT'S _____



IT'S _____




IT'S _ _ _ _ _

SPRING - SUMMER - AUTUMN - WINTER

**MENTRE I BAMBINI GIOCANO NEL GIARDINO DEL GIGANTE CI SONO
MOLTI..... COMPLETA CON THERE IS (C'E') O THERE ARE (CI SONO)**



_____ MANY TREES.



_____ A GIANT.



_____ MANY BIRDS AND FLOWERS



_____ THE SUN.



_____ MANY CHILDREN

DESCRIVI L'UMORE DI QUESTI BAMBINI USANDO:

SAD - HAPPY - SCARED - CROSS - TIRED

USA SHE (LEI) O HE (LUI) A SECONDA DEI CASI



__ IS __.



__ IS __.



__ IS __.



___ IS ____.



__ IS ____.

IN TOWN

WRITE THE NAMES IN THE BLANKS

SCRIVI I NOMI NEGLI SPAZI

CLOTHES SHOP – POST OFFICE – BAKERY – HOSPITAL – BANK -
SHOES SHOP – SUPERMARKET – POLICE STATION - RESTAURANT





IN TOWN

MATCH THE ACTIVITIES AND THE PLACES

COLLEGA LE ATTIVITA' E I POSTI

YOU BUY FOOD



AT A SUPERMARKET



YOU BUY BOOKS



AT A BAR



YOU READ BOOKS



AT A BOOKSHOP



YOU HAVE LESSONS



AT A TRAIN STATION



YOU CATCH A TRAIN



AT THE CINEMA



YOU SEE FILMS



AT A LIBRARY



YOU DRINK A CUP OF CHOCOLATE



AT A SCHOOL



NATURAL LANDSCAPES

PAESAGGI NATURALI

MOUNTAINS



HILLS



SEASIDE



FLAT LAND



SAVANNAH



GREENWOOD



DESERT



GLACIERS



MATCH THE WORDS WITH THE PICTURES

COLLEGA LE PAROLE ALLE IMMAGINI

DESERT



MOUNTAINS



GLACIERS



GREENWOOD



HILLS



FLAT LAND



SEASIDE



SAVANNAH



COPY THE WORDS UNDER THE PICTURES

LIVING ROOM – BEDROOM – BATHROOM – KITCHEN – GARDEN -
GARAGE





[Empty rectangular box with a blue border]



[Empty rectangular box with a blue border]

VERBO POTERE, ESSERE CAPACE DI.... - CAN

PRESENTE SEMPLICE - VERBO POTERE
SIMPLE PRESENT - CAN

CAN POTERE, ESSERE CAPACE DI...

				
SINGOLARE	1 ^a	I CAN	IO POSSO	
	2 ^a	YOU CAN	TU PUOI	
	3 ^a	HE	CAN	EGLI
		SHE		ELLA PUÒ
		IT		ESSO ESSA
	PLURALE	1 ^a	WE CAN	NOI POSSIAMO
2 ^a		YOU CAN	VOI POTETE	
3 ^a		THEY CAN	ESSI POSSONO	

IN INGLESE SE VUOI DIRE CHE SEI CAPACE DI FARE QUALCOSA DEVI

USARE IL VERBO **CAN**

PER ESEMPIO SE VUOI DIRE:

EMMANUELE SA NUOTARE
SI DICE



EMMANUELE CAN SWIM

AIUTANDOTI CON LA RUOTA DEI VERBI PROVA A COMPLETARE LE FRASI

LINDA SA BALLARE



LINDA CAN _____

EMMANUELE SA LEGGERE



EMMANUELE CAN _____

TU SAI CANTARE



YOU CAN _____

MAMMA SA CUCINARE



MUM CAN _____

OPPOSITE ADJECTIVES



SMALL



BIG



TALL



SHORT



SLOW



FAST



HAPPY



SAD

ANSWER THE QUESTIONS



HAPPY OR SAD? _____
FELICE O TRISTE?



TALL OR SHORT? _____
ALTA O BASSA?



FAST OR SLOW? _____
VELOCE O LENTA?



BIG OR SMALL? _____
GRANDE O PICCOLO?

MATCH THE ADJECTIVES WITH THE PICTURES



SALTY (SALATO)



SWEET (DOLCE)



FROZEN (GHIACCIATO)



FRESH (FRESCO)



HOT (PICCANTE)



BITTER (ACRE)

DRAW A LINE FROM THE ADJECTIVES TO THEIR OPPOSITE PICTURES

DISEGNA UNA LINEA DAGLI AGGETTIVI ALLE LORO FIGURE OPPOSTE



SHORT



YOUNG



GOOD

FAST



BIG



HAPPY

FAT



OLD

CLEAN



WHAT CAN THEY DO? CHOOSE THE RIGHT VERB

COSA POSSONO FARE? SCEGLI IL VERBO GIUSTO



WHAT IS IT? IT IS A BUTTERFLY.

CAN IT SWIM? _____

WHAT CAN IT DO? _____



WHAT IS IT? IT IS A FROG.

CAN IT FLY? _____

WHAT CAN IT DO? _____



WHAT IS IT? IT IS A FISH.

CAN IT RUN? _____

WHAT CAN IT DO? _____



WHAT IS IT? IT IS A DOG-

CAN IT WRITE? _____

WHAT CAN IT DO? _____

FLY - WOOF - SWIM - JUMP

DOVE ERAVAMO RIMASTI?

PLACES IN TOWN

MATCH THE PICTURES WITH THE PLACES



TOWER



SKYSCRAPER



HARBOUR



CAR PARK



THEATRE



TOWN HALL

UNDERGROUND



SPORTS STADIUM



CHURCH



TRAIN STATION



MEANS OF TRANSPORT – MEZZI DI TRASPORTO



CAR

MACCHINA

AEREO



AIRPLANE



MOTORCYCLE

MOTO

SHIP



NAVE



BUS

AUTOBUS

BICICLETTA



TRAIN



TRENO

BIKE

MEANS OF TRANSPORT

LABEL THE PICTURES WITH THE CORRECT WORDS.

BIKE – CAR – BUS – AIRPLANE – MOTORCYCLE – SHIP – TRAIN –
HOT AIR BALLOON – ROLLER SKATES -













LOOK AND WRITE

HE HAS GOT / LUI HA

SHE HAS GOT / LEI HA

HE HASN'T GOT / LUI NON HA

SHE HASN'T GOT / LEI NON HA



1. _____ LONG HAIR.

2. _____ A MOUSTACHE.

3. _____ BLUE EYES.

4. _____ LONG HAIR.

5. _____ GLASSES.

6. _____ GREEN EYES.

LOOK AT THE PICTURES. READ THE SENTENCES AND WRITE TRUE (T)
OR FALSE (F).



1. HE HAS GOT SHORT HAIR _____

2. HE HASN'T GOT GLASSES _____

3. HE HAS GOT A SMALL NOSE _____

4. HE HAS GOT A BEARD _____

5. SHE HAS GOT LONG HAIR _____

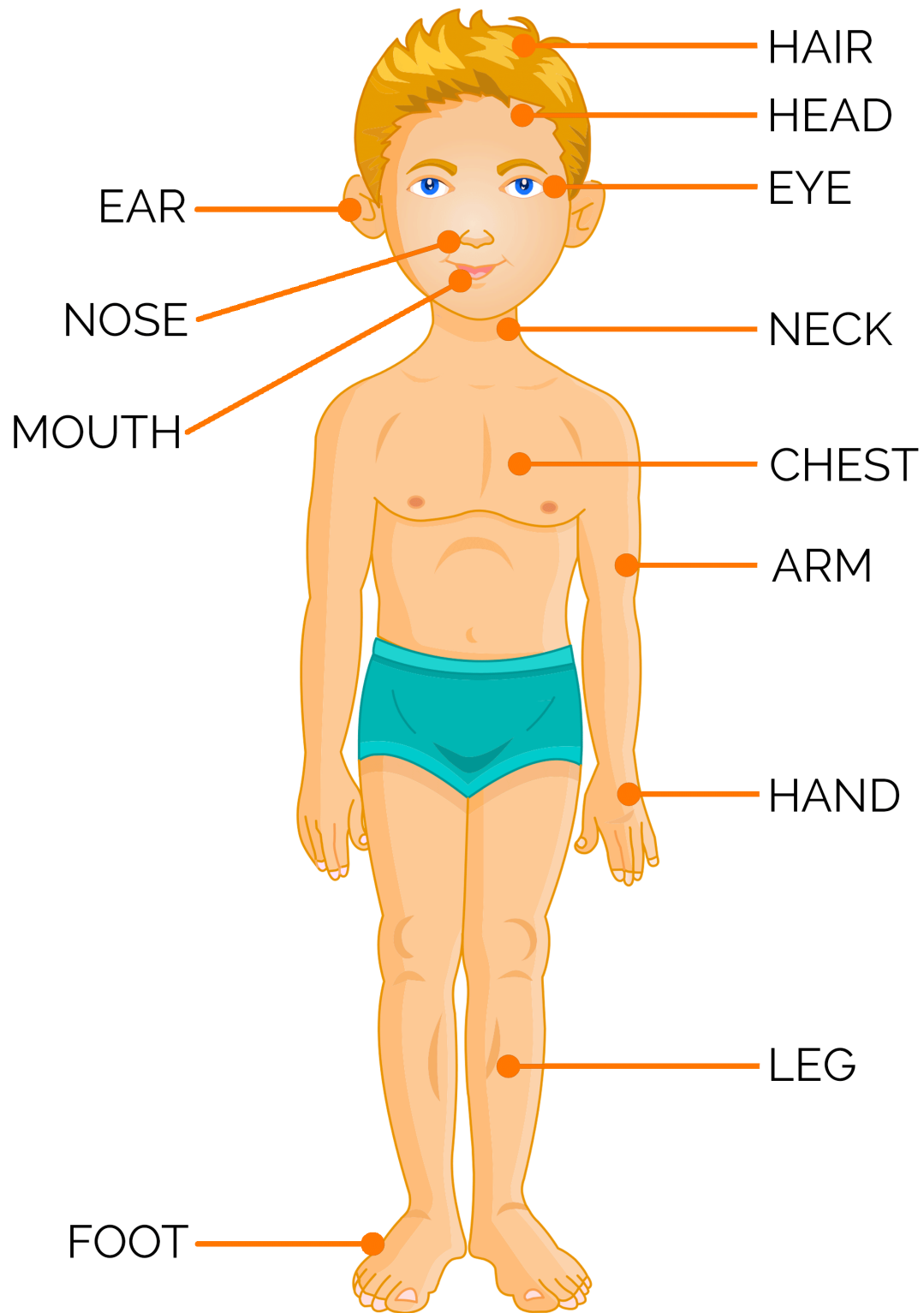
6. SHE HAS GOT A BIG MOUTH _____

7. SHE HAS GOT GLASSES _____

8. SHE HAS GOT BROWN HAIR _____

BODY PARTS

PARTI DEL CORPO



WRITE THE NAME OF THE BODY PARTS IN THE RIGHT SPACES.

SCRIVI I NOMI DELLE PARTI DEL CORPO NEGLI SPAZI GIUSTI.



NOSE

LEG

HAND

EYE

HAIR

FOOT

HEAD

EAR

MOUTH

ARM

FINGER















MATCH THE PICTURES WITH THE NAME

COLLEGA LE FOTO CON I NOMI



MOUTH



LEG



FINGER



EYE



EAR



HEAD

DRAW A LINE FROM EACH WORD

TO THE CORRECT PART OF THE BODY.

DISEGNA UNA LINEA DA OGNI PAROLA

ALLA GIUSTA PARTE DEL CORPO.

EYE


FOOT

LEG

HAND

NOSE

MOUTH



HEAD

HAIR

ARM

CHEST

NECK

EAR

PARTS OF THE HOUSE

WRITE THE NAMES OF THE ROOMS (SCRIVI I NOMI DELLE STANZE)



B _ _ _ _ _



B _ _ _ _ _



L _ _ _ _ _



D _ _ _ _ _



K _ _ _ _ _



G _ _ _ _ _

LIVING ROOM – GARAGE – KITCHEN – DINNER ROOM – BEDROOM – BATHROOM

DRAW A LINE FROM THE ADJECTIVES TO THEIR PICTURES

DISEGNA UNA LINEA DAGLI AGGETTIVI ALLE FIGURE ESATTE



STRONG



FAT



SMALL

BIG



HAPPY



SAD



TALL




YOUNG

OLD



FAST



SLOW



JOBS: MATCH THE PICTURES TO THE WORDS



DOCTOR (DOTTORE)



COOK (CUOCO)



MECHANIC (MECCANICO)



PLUMBER (IDRAULICO)



HAIRDRESSER (PARRUCCHIERA)



POLICEMAN (POLIZIOTTO)

WAITER (CAMERIERE)



POSTMAN (POSTINO)

TEACHER (PROF)

FOTO PROF



WRITE THE JOBS UNDER THE PICTURES.

SCRIVI I LAVORI SOTTO LE FOTO.

HAIRDRESSER – MECHANIC – COOK – BUS DRIVER – TEACHER –
DOCTOR - WAITER







FEELINGS - EMOZIONI

WORDSEARCH (CERCA LE PAROLE)

O	R	H	Y	K	Z	D	E	R	A	C	S
T	D	T	A	O	G	U	I	V	W	W	O
S	N	A	S	D	C	P	X	W	T	S	K
W	T	X	S	E	E	K	I	L	S	I	D
M	E	B	U	S	H	A	P	P	Y	V	R
D	A	E	S	I	E	X	C	I	T	E	D
E	W	U	I	R	S	Y	D	Y	C	G	M
I	P	K	C	P	V	R	F	E	H	G	I
R	K	F	K	R	X	G	R	W	R	S	Q
R	D	Z	S	U	Y	N	S	F	Y	I	K
O	P	M	H	S	W	A	C	C	O	X	T
W	S	U	S	P	I	C	I	O	U	S	C

ANGRY

DISLIKE

EXCITED

HAPPY

SAD

SCARED

SHY

SICK

SURPRISED

SUSPICIOUS

TIRED

WORRIED

FOOD - CIBO

WORDSEARCH (CERCA LE PAROLE)

I	B	S	Z	K	N	C	Z	E	G	G	Z	C	W	X	H	Z	J
E	U	C	K	R	M	A	H	T	W	B	R	H	M	D	A	U	F
I	T	U	I	H	I	R	R	I	R	J	F	O	C	W	P	S	H
C	T	B	C	P	L	R	S	X	P	I	R	C	H	O	P	M	T
H	E	R	S	Q	K	O	C	C	K	S	O	O	E	C	L	I	O
I	R	E	H	N	S	T	W	H	L	I	R	L	R	O	E	A	M
C	Z	A	S	A	U	S	A	G	E	P	F	A	R	O	J	Q	A
K	O	D	Z	Q	U	C	Q	N	Y	J	M	T	Y	K	K	Y	T
E	Z	V	U	I	L	N	H	Y	U	F	L	E	T	I	V	X	O
N	K	Y	C	H	E	E	S	E	V	D	P	V	X	E	N	S	U
O	L	F	L	D	M	N	T	G	O	G	F	Q	E	T	S	P	U
G	U	E	U	A	B	A	T	N	C	A	K	E	Y	Q	N	P	W

APPLE

BREAD

BUTTER

CAKE

CARROT

CHEESE

CHERRY

CHICKEN

CHIPS

CHOCOLATE

COOKIE

EGG

MILK

SAUSAGE

TOMATO

DAYS OF THE WEEK – GIORNI DELLA SETTIMANA.

RISCRIVI I NOMI DEI GIORNI DELLA SETTIMANA IN INGLESE NEL
GIUSTO ORDINE.

SUNDAY (DOMENICA)

TUESDAY (MARTEDI')

THURSDAY (GIOVEDI')

SATURDAY (SABATO)

MONDAY (LUNEDI')

WEDNESDAY (MERCOLEDI')

FRIDAY (VENERDI')

MEANS OF TRANSPORTATION

CHOOSE THE CORRECT WORDS FROM THE LIST BELOW AND WRITE THEM UNDER THE CORRECT PICTURES.

CAR – TRAIN – PLANE – BUS – TAXI – BOAT – SHIP – BICYCLE – MOTORCYCLE – BALLOON – HELICOPTER – AMBULANCE – LORRY – TRAM – VAN – SUBWAY.













MEANS OF TRANSPORTATION

WRITE THE MISSING LETTERS IN THE BOXES TO COMPLETE THE MEANS OF TRANSPORTATION VOCABULARY.



T _ A _



S _ B _ A _



V _ N



L _ R _ Y



H _ L _ C _ P _ E _



T _ X _



B _ A _



S _ I _



T _ A _ N



C _ R



P _ A _ E



B _ C _ C _ E



B _ L _ O _ N



A _ B _ L _ N _ E




M _ T _ R _ Y _ L _

PLACES IN TOWN

PER OGNI IMMAGINE SCRIVI IL TERMINE GIUSTO.

HARBOUR – SKYSCRAPER – CAR PARK - TOWER – AIRPORT
TERMINAL – SPORTS STADIUM – LIGHTHOUSE – HOTEL
CATHEDRAL – TOWN HALL – THEATRE – UNDERGROUND.





ALICE'S WORLD (IL MONDO DI ALICE)



ALICE

STA PER PARTIRE CON LA MAMMA.

ANDRANNO A DUBAI




PERCHE' LA MAMMA DEVE LAVORARE LI' PER 18 MESI.



ALICE

E' TRISTE



PERCHE' LASCIA I SUOI AMICI,



MA SA CHE TORNERA' A LONDRA



A DUBAI



CI SONO TANTE COSE DA FARE:

PUO' ANDARE SULLA CIMA DEL BURY AL ARAB,



L'EDIFICIO CHE SEMBRA LA VELA DI UNA BARCA.



PUO' VISITARE PORT JEBEL ALI,



IL PORTO PIU' GRANDE DEL MONDO.

PUO' GIOCARE A GOLF NEL DESERTO,



E VEDERE LE PARTITE DI TENNIS AL DUBAI TENNIS STADIUM.



PUO' MANGIARE CIBO MEDIORIENTALE.



E PUO' ANDARE ALLA SCUOLA INGLESE DI DUBAI.



PREPARAZIONE AL COMPITO DI INGLESE DEL 19 – 04 – 2018.

PLACES IN TOWN

PER OGNI IMMAGINE SCRIVI IL TERMINE GIUSTO.

HARBOUR – SKYSCRAPER – CAR PARK - RESTAURANT – AIRPORT
TERMINAL – SPORTS STADIUM – LIGHTHOUSE – HOSPITAL -
CATHEDRAL – TOWN HALL – THEATRE – UNDERGROUND.





MEANS OF TRANSPORTATION

MATCH THE PICTURES WITH THE CORRECT WORDS.

COLLEGA LE FOTO CON LE PAROLE GIUSTE.



HELICOPTER



CAR



MOTORCYCLE



PLANE



SHIP



BALLOON



BICYCLE



TRAIN



SUBWAY

BUS



COMPLETE THE SENTENCES.

COMPLETA LE FRASI.

I TAKE THE _ _ _ _ _



TO GO TO FIRENZE.



I TAKE THE _ _ _



TO GO TO SCHOOL.



EMMANUELE AND VALENTINO TAKE THE _ _ _



TO GO TO EAT PIZZA.



YOU HAVE TO TAKE THE _ _ _ _ _



TO GO

TO NEW YORK.



YOU CAN TAKE A _ _ _ _



TO HAVE A HOLIDAY

IN CRUISE.



LABEL THE PLACES

RESTAURANT – MUSEUM – HOSPITAL – SCHOOL – FARM - LIBRARY –
FIRE STATION – CHURCH – SQUARE – BANK – PARK – SUPERMARKET
– POLICE STATION – SHOPPING CENTER – GROCERY STORE -
SUBWAY



WHERE CAN I BUY?

WHERE CAN I BUY A BOOK?

YOU CAN BUY A BOOK AT THE _____



WHERE CAN I BUY A JEANS?

YOU CAN BUY A JEANS AT THE _____



WHERE CAN I BUY SOME MILK?

YOU CAN BUY MILK AT THE _____



WHERE CAN I WATCH A FILM?

YOU CAN WATCH A FILM AT THE _____



SUPERMARKET – CINEMA – BOOKSHOP – CLOTHES SHOP

MEANS OF TRANSPORTATION

CHOOSE THE CORRECT WORDS FROM THE LIST BELOW AND WRITE THEM UNDER THE CORRECT PICTURES.

CAR – TRAIN – PLANE – BUS – TAXI – BOAT – SHIP – BICYCLE – MOTORCYCLE – BALLOON – HELICOPTER – AMBULANCE – LORRY – TRAM – VAN – SUBWAY.













MEANS OF TRANSPORTATION

WRITE THE MISSING LETTERS IN THE BOXES TO COMPLETE THE MEANS OF TRANSPORTATION VOCABULARY.



T _ A _



S _ B _ A _



V _ N



L _ R _ Y



H _ L _ C _ P _ E _



T _ X _



B _ A _



S _ I _



T _ A _ N



C _ R



P _ A _ E



B _ C _ C _ E



B _ L _ O _ N



A _ B _ L _ N _ E



M _ T _ R _ Y _ L _

MY FAMILY

OSSERVA LA FAMIGLIA DI STEVE, POI LEGGI E TRADUCI IN ITALIANO .

LOOK AT THE PHOTO OF MY FAMILY .


THIS IS MY FATHER .

THIS IS MY MOTHER .

THIS IS MY BROTHER .

THIS IS ME .

THIS IS MY SISTER .



COLLEGA LE PAROLE IN INGLESE ALLE PAROLE IN ITALIANO .

FATHER

FRATELLO



MOTHER

PADRE



BROTHER

SORELLA




SISTER

MADRE



LEGGI E COMPLETA LE FRASI CON I NOMI IN INGLESE .

QUESTA INVECE È LA FAMIGLIA DI LUCY :




ORA DISEGNA TU LA TUA FAMIGLIA E SCRIVI IL NOME IN INGLESE .

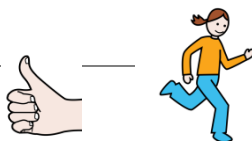
ASCOLTA E RIPETI COSA PIACE FARE A STEVE E LUCY IN
VACANZA .



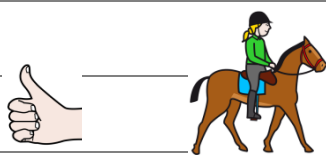
STEVE : I LIKE SWIMMING AND



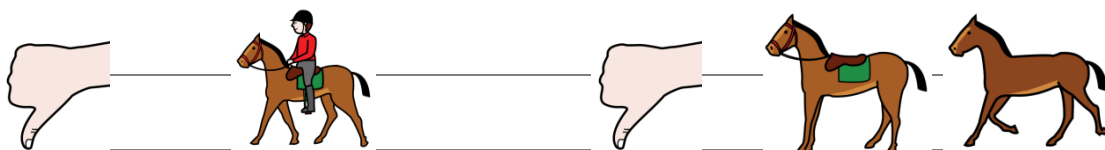
I LIKE PLAYING BEACH VOLLEY .



LUCY : I LIKE JOGGING AND

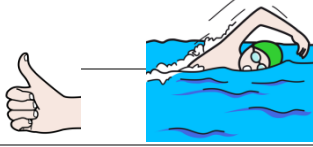


I LIKE HORSE RIDING .




STEVE : I DON'T LIKE HORSE RIDING , I DON'T LIKE HORSES .


ASCOLTA E RIPETI COSA PIACE FARE A STEVE E LUCY, POI
TRADUCI IN ITALIANO.



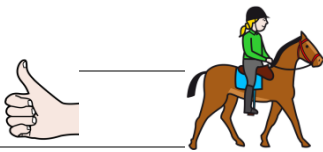

STEVE : I LIKE SWIMMING AND



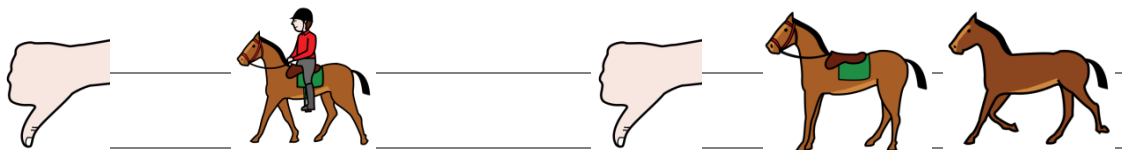
I LIKE PLAYING BEACH VOLLEY.



LUCY : I LIKE JOGGING AND



I LIKE HORSE RIDING .



STEVE : I DON'T LIKE HORSE RIDING , I DON'T LIKE HORSES .

ASCOLTA , RIPETI , TRADUCI IN ITALIANO E COLLEGA .

HAI CAPITO DOVE VANNO STEVE E LUCY IN VACANZA ?



IN THE MOUNTAINS



IN THE SEASIDE

ASCOLTA , RIPETI E SCRIVI IL NOME DELLE ATTIVITÀ

IN ITALIANO .



SWIMMING




PLAYING BEACH VOLLEY



HORSE RIDING



RIDING A BIKE



SAILING



HAVING A PICNIC



JOGGING


COLLEGA IL NOME ALL'ATTIVITÀ GIUSTA, POI ASCOLTA E RIPETI.



SWIMMING



PLAYING BEACH VOLLEY



HORSE RIDING

GIOCARE A PALLAVOLO

EQUITAZIONE

NUOTARE



RIDING A BIKE



SAILING



HAVING A PICNIC



JOGGING


CORRERE

FARE UN PICNIC

ANDARE IN BARCA

ANDARE IN BICI


COLLEGA IL NOME ALL'ATTIVITÀ GIUSTA, POI ASCOLTA E RIPETI.



HORSE RIDING

SWIMMING

PLAYING BEACH VOLLEY



SAILING

JOGGING

RIDING A BIKE

HAVING A PICNIC

SCRIVI AL POSTO GIUSTO LE ATTIVITÀ, POI ASCOLTA E RIPETI.



SWIMMING



PLAYING BEACH VOLLEY



HORSE RIDING



RIDING A BIKE



SAILING



HAVING A PICNIC



JOGGING


AT THE SEASIDE :




AT THE MOUNTAINS :



IN THE COUNTRYSIDE :



ASCOLTA E RIPETI .



STEVE : HELLO , LUCY .

LUCY : HI , STEVE .



STEVE E LUCY : GOOD MORNING , MISS BROWN .

MISS BROWN : HELLO , LUCY . HELLO , STEVE .

ORA **SCRIVI** IL NOME DELLE PERSONE .



COLLEGA I SALUTI IN **INGLESE** AI SALUTI IN **ITALIANO** .



HELLO

BUONGIORNO



HI

ARRIVEDERCI



GOOD MORNING

CIAO



GOOD AFTERNOON

CIAO



BYE

BUON POMERIGGIO

OSSERVA BENE I DISEGNI E LEGGI LA FRASE, POI RIPASSA I PUNTINI E SCOPRI I SALUTI GIUSTI .




HELLO HI

STEVE E LUCY SI INCONTRANO .




GOOD MORNING

STEVE E LUCY INCONTRANO MISS BROWN .



GOOD AFTERNOON

STEVE E LUCY INCONTRANO MISS BROWN .



BYE

STEVE E LUCY SI LASCIANO .

LEGGI LA FRASE E SOTTOLINEA IL SALUTO GIUSTO .



FOTO COMPAGNI

LA MATTINA AL LICEO SALUTI I TUOI COMPAGNI CON :

HELLO / BYE

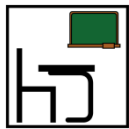
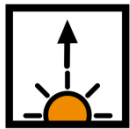


FOTO PROF

LA MATTINA IN CLASSE SALUTI LA PROF. ----- CON :

HI / GOOD MORNING



FOTO COMPAGNI

LA SCUOLA È FINITA , SALUTI I COMPAGNI CON :

HI / BYE

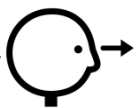
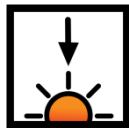



FOTO PROF



VEDI LA PROF. ----- DI POMERIGGIO E LA SALUTI CON :

GOOD AFTERNOON / BYE

ASCOLTA E RIPETI .



STEVE : HELLO . WHAT'S YOUR NAME ?

MARK : HELLO , MY NAME IS MARK .

STEVE : MY NAME IS STEVE AND I AM 15 .

MARK : I AM 16 .

ORA SCRIVI IL NOME DEI DUE RAGAZZI .



CONTA GLI OGGETTI , POI COLLEGALI AL NUMERO GIUSTO .

0 ZERO

1 ONE

2 TWO

3 THREE

4 FOUR

5 FIVE


6 SIX

7 SEVEN

8 EIGHT

9 NINE

10 TEN



QUESTI NUMERI SONO SCRITTI IN MODO SBAGLIATO .

RISCRIVILI NEL MODO CORRETTO .

1 NEO : _ _ _

6 XIS : _ _ _

2 WTO : _ _ _

7 NESVE : _ _ _ _

3 ETRHE : _ _ _ _

8 HIETG : _ _ _ _

4 FRUO : _ _ _ _

9 ENNI : _ _ _ _

5 VEFI : _ _ _ _

10 NET : _ _ _

LEGGI E SOTTOLINEA IL RISULTATO CORRETTO .

5 FIVE + 3 THREE = 7 SEVEN / 8 EIGHT

4 FOUR + 6 SIX = 10 TEN / 9 NINE

7 SEVEN - 2 TWO = 5 FIVE / 6 SIX

8 EIGHT - 7 SEVEN = 0 ZERO / 1 ONE

LEGGI E COMPLETA .

MY NAME IS HELEN .

I AM 5 FIVE .



MY NAME IS BEN .

I AM _ _ _ _ .



MY NAME IS ANDREW .

I AM _ _ _ _ .



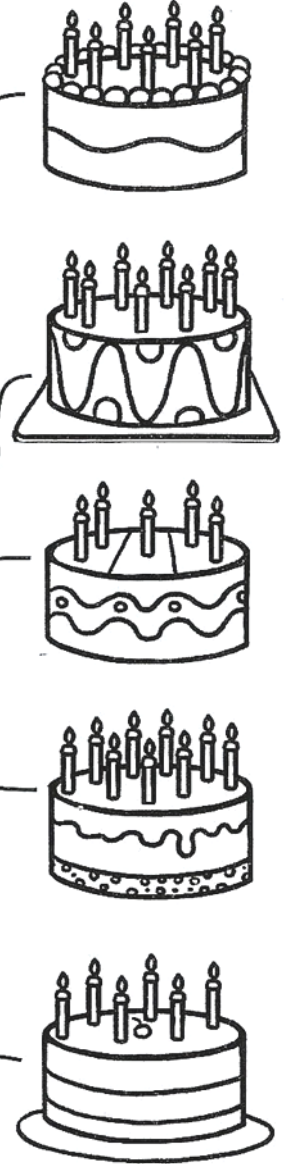

MY NAME IS MARY .

I AM _ _ _ _ .



MY NAME IS ROBERT .

I AM _ _ _ _ .



RILEGGI COSA DICONO GLI AMICI .

ASCOLTA E RIPETI .



STEVE : LUCY , THIS IS MARK . HE IS 10 .

LUCY : AND THIS IS BETH . SHE IS 8 .

STEVE : HELLO , BETH .

LUCY : HI , MARK .

ORA SCRIVI IL NOME DELL'AMICA DI LUCY E LA SUA ETÀ .



LEGGI E COLLEGA I NOMI INGLESI AI NOMI ITALIANI .

ANDREW

GIULIA

HELEN

EDOARDO

MATTHEW

ILARIA

JULIA

ANDREA

EDWARD

MATTEO

MARGARET

ELENA

MICHAEL

MARGHERITA

HILARY

MICHELE

OSSERVA I DISEGNI E UNISCI I PUNTINI, POI SCRIVI I NOMI INGLESI DELL'ESERCIZIO NELLA COLONNA GIUSTA.



HE

HE	SHE
Andrew	Helen
.....
.....
.....



SHE

SCRIVI IL NOME E L'ETÀ DEI PERSONAGGI, POI LEGGI.



THIS IS ANDREW. HE IS 8.

ANDREW / 8



THIS IS HELEN. SHE IS 7.

HELEN / 7



THIS IS

HILARY / 9



THIS IS

MATTHEW / 10



THIS IS

MARGARET / 8



THIS IS

MICHAEL / 7

ASCOLTA E SOTTOLINEA LA PAROLA GIUSTA .




GOOD MORNING / GOOD AFTERNOON .



MY NAME IS MATTHEW / ANDREW . I AM 8 / 10 .



THIS IS MY FRIEND , MICHAEL . HE / SHE IS 7 / 9 .



MY FAVOURITE TEACHER IS MISS BROWN .



HE / SHE IS FANTASTIC .

ASCOLTA E RIPETI .



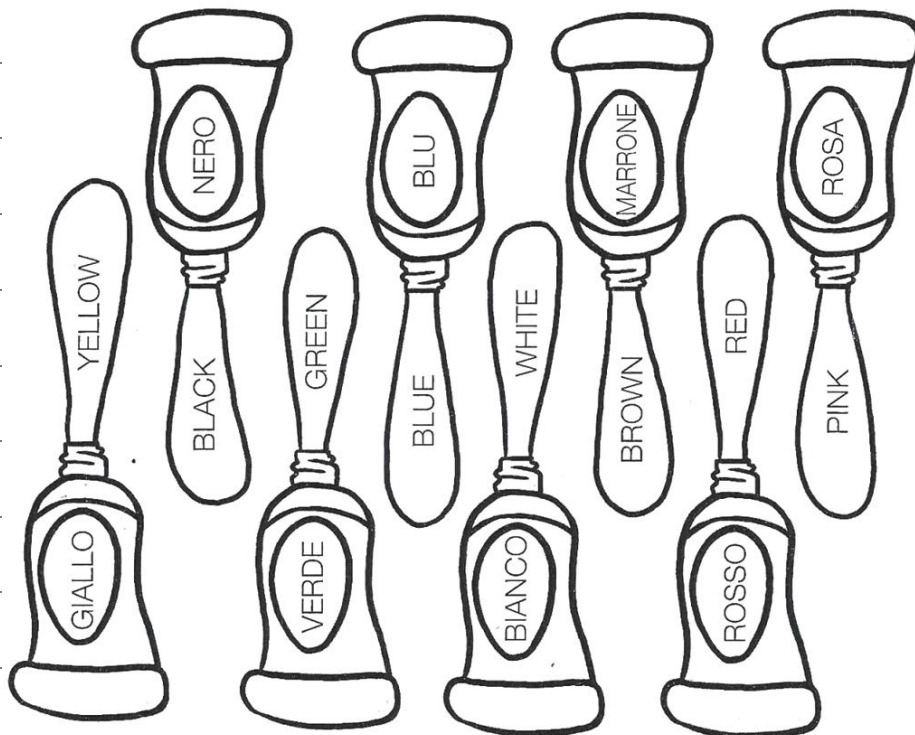
STEVE : I'VE GOT A DOG .

LUCY : WHAT COLOUR IS IT ?

STEVE : IT'S BLACK .

LUCY : I'VE GOT A WHITE CAT .


COLORA I TUBETTI DI TEMPERA COME INDICATO .



SCRIVI IL NOME ACCANTO A CIASCUN ANIMALE .

SCEGLI TRA :

DOG - CAT - FISH - RABBIT - BIRD - FROG - HORSE - SHEEP



ORA COLORA GLI ANIMALI SEGUENDO QUESTE INDICAZIONI .

1. COLOUR THE DOG BLACK .
2. COLOUR THE CAT WHITE .
3. COLOUR THE FISH RED .
4. COLOUR THE RABBIT PINK .
5. COLOUR THE BIRD BLUE .
6. COLOUR THE FROG GREEN .
7. COLOUR THE HORSE BROWN .
8. COLOUR THE SHEEP YELLOW .

OSSERVA ANCORA IL DISEGNO E RISPONDI ALLE DOMANDE .

1. WHAT COLOUR IS THE DOG ? IT'S

2. WHAT COLOUR IS THE FROG ?

3. WHAT COLOUR IS THE RABBIT ?

4. WHAT COLOUR IS THE FISH ?


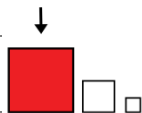

5. WHAT COLOUR IS THE BIRD ?

6. WHAT COLOUR IS THE SHEEP ?

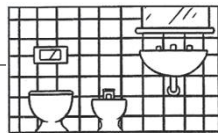
DISEGNA IL TUO ANIMALE PREFERITO POI SCRIVI IN INGLESE :

IO HO UN IT'S

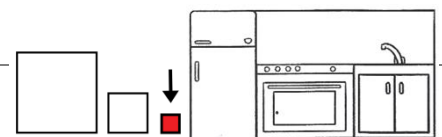
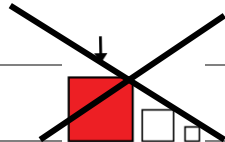
ASCOLTA E RIPETI .



STEVE : MY HOUSE IS BIG . THERE ARE FOUR (4) BEDROOMS AND



THREE (3) BATHROOMS .




LUCY : MY HOUSE IS NOT BIG . THERE IS ONE (1) SMALL KITCHEN



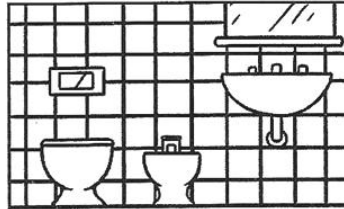
AND TWO (2) BEDROOMS .

COLLEGA L'IMMAGINE ALLA PAROLA GIUSTA IN ITALIANO .

KITCHEN




BATHROOM



BAGNO


CAMERA
DA LETTO

BEDROOM




CUCINA

LIVING ROOM



DINING ROOM

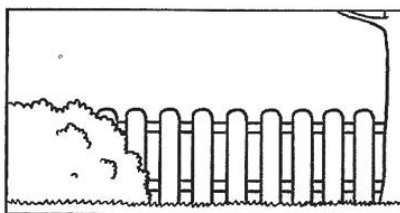


GIARDINO


SALOTTO

SALA DA
PRANZO


GARDEN



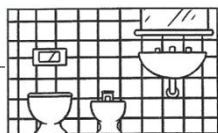
OSSERVA I DISEGNI E RILEGGI IL DIALOGO TRA STEVE E LUCY ,
POI RISPONDI ALLE DOMANDE .




1) QUANTE CAMERE DA LETTO CI SONO NELLA CASA DI STEVE ?



2) QUANTE CAMERE DA LETTO CI SONO NELLA CASA DI LUCY ?




3) QUANTI BAGNI CI SONO NELLA CASA DI STEVE ?



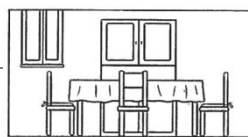
4) QUANTE CUCINE CI SONO NELLA CASA DI LUCY ?

SCRIVI IN INGLESE IL NUMERO DI STANZE DELLA TUA CASA .

KITCHEN :



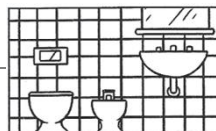
DINING ROOM :




LIVING ROOM :



BATHROOM :

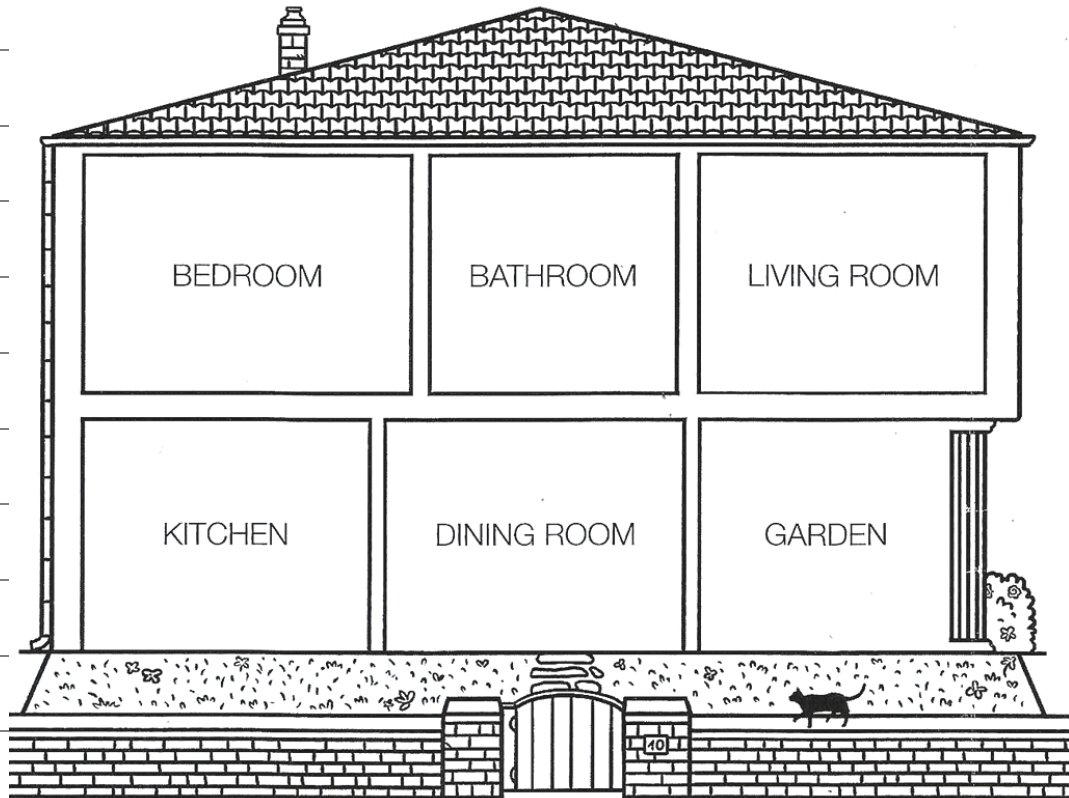




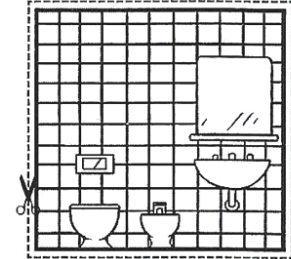

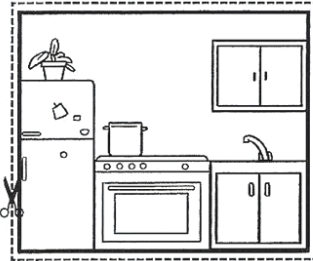
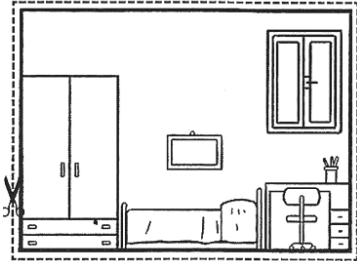
BEDROOM :



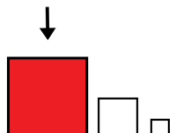
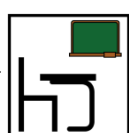

MY FAVOURITE ROOM IS

LEGGI I NOMI DENTRO LA CASA POI RITAGLIA LE STANZE E
INCOLLALE AL POSTO GIUSTO .

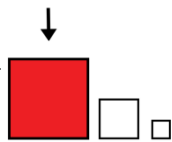




ASCOLTA E RIPETI .



LUCY : THE CLASSROOM IS LARGE : THERE ARE DESK AND CHAIRS



AND A BIG TABLE FOR THE TEACHERS .

LUCY :



STEVE : THERE IS A BLACKBOARD AND A MAP .

STEVE :



LUCY : AND THERE ARE BOOKS , PENCILS , SCHOOLBAGS ...

LUCY :



STEVE : WHAT A MESS !

STEVE :

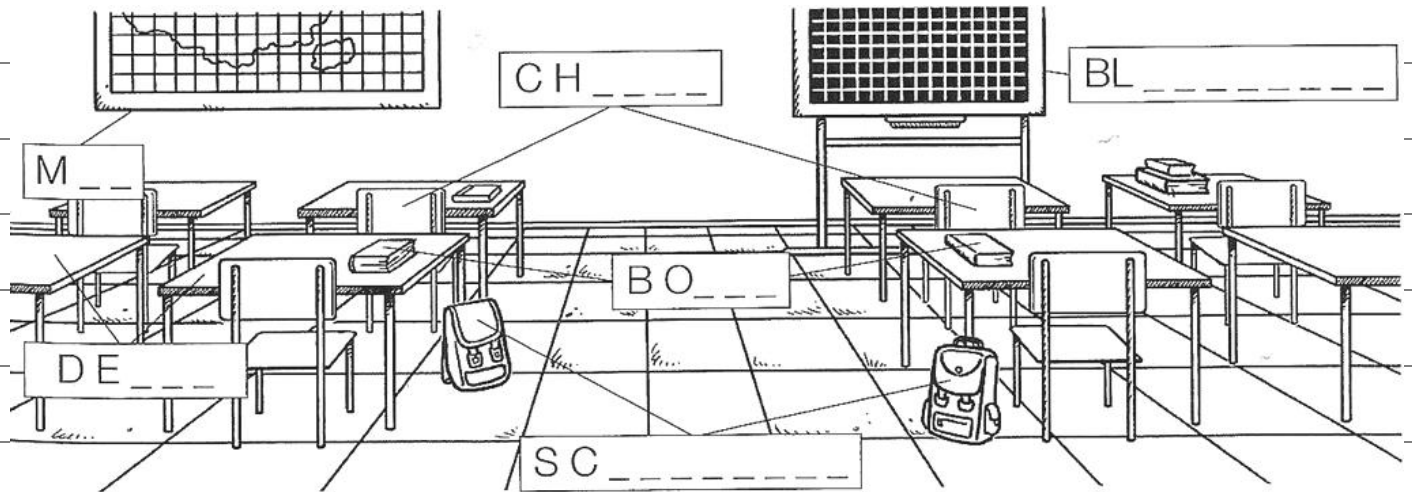
COSA VUOL DIRE STEVE ? INDICA LA TUA RISPOSTA .

LA CLASSE DI STEVE E LUCY È **ORDINATA** .

LA CLASSE DI STEVE E LUCY È **DISORDINATA** .

COMPLETA I NOMI SCEGLIENDO TRA :

DESK, CHAIRS, TABLE, BLACKBOARD, MAP, BOOKS, SCHOOLBAGS.



SE GUARDI DENTRO A UN "PENCIL CASE", TROVERAI :

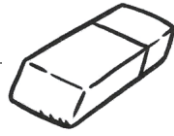
PENS



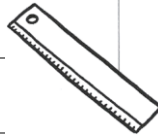
PENCILS



A RUBBER



A RULER



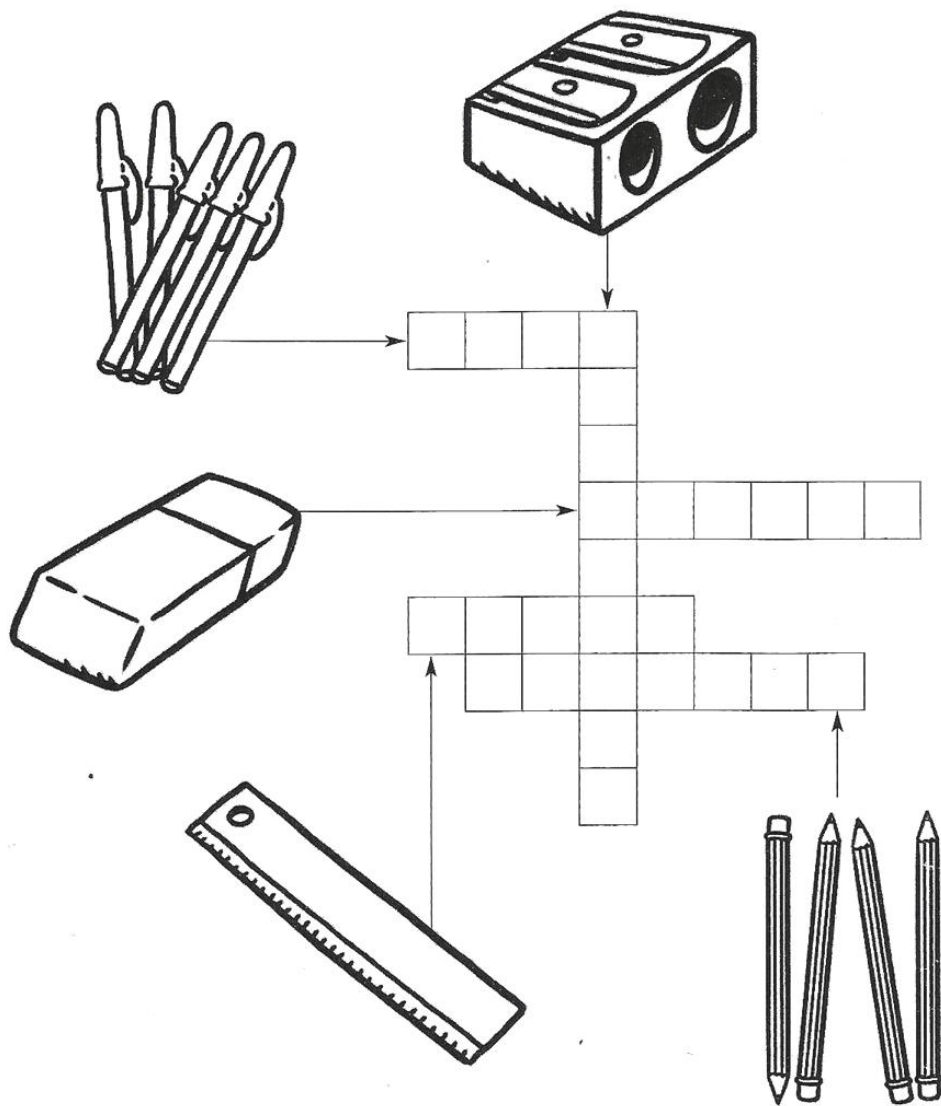
A SHARPENER



SECONDO TE CHE COSA È UN " PENCIL CASE " ?

UN _____


COMPLETA IL CRUCIVERBA SCRIVENDO I NOMI DELL'ESERCIZIO
CHE HAI FATTO .



OSSERVA E LEGGI .



A PEN



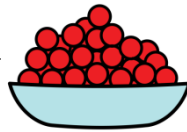
PENS

PEN È UN NOME SINGOLARE



E INDICA UNA SOLA PENNA .

PENS È UN NOME PLURALE



E INDICA PIÙ DI UNA PENNA .


ORA **SCRIVI** IL PLURALE DEI SEGUENTI NOMI .

SINGOLARE

PLURALE

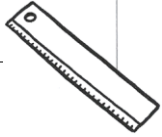


A PEN

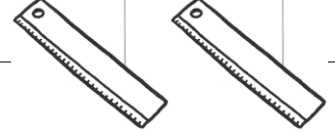




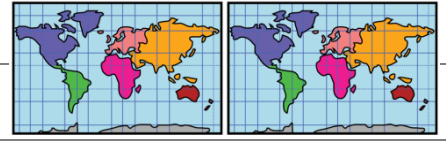
A BOOK



A RULER



A MAP



A DESK



A TABLE



A CHAIR



A SCHOOLBAG



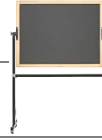
COSA C'È NELLA TUA CLASSE ?

SCRIVI NELLA COLONNA GIUSTA I SEGUENTI NOMI :

DESKS



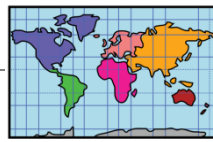
, A BLACKBOARD



SCHOOLBAGS



, A MAP



PENCIL CASES




, BOOKS



A DESK FOR THE TEACHER



, PENS



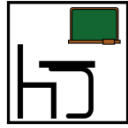
CHAIRS



, A COMPUTER

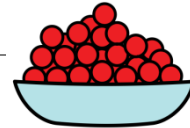


IN MY CLASSROOM



SINGOLARE

PLURALE



THERE IS (C'È)

THERE ARE (CI SONO)
















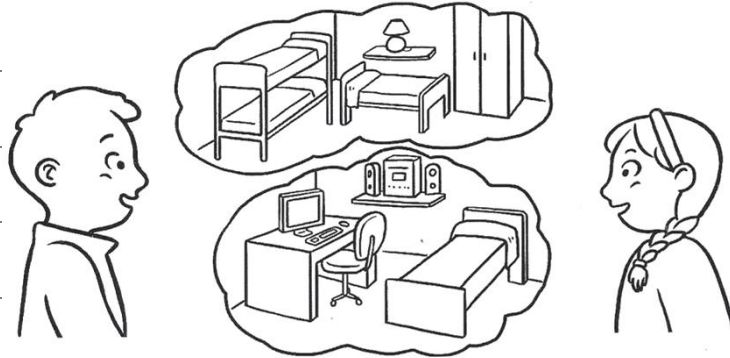







ASCOLTA E RIPETI, POI TRADUCI IN ITALIANO E COLORA.

COLLEGA LUCY A STEVE ALLE LORO STANZE.



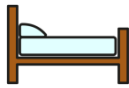
LUCY: IN MY BEDROOM



THERE ARE THREE



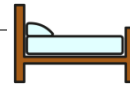
BEDS



. A PINK



BED



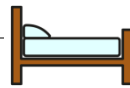
FOR ME




A YELLOW



BED



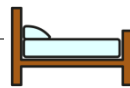
FOR MY SISTER




AND A BLUE



BED



FOR MY BROTHER

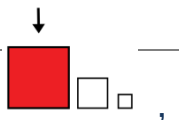


LUCY :

STEVE : IN MY BEDROOM



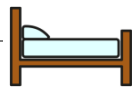
THERE IS A LARGE



RED



BED



FOR ME

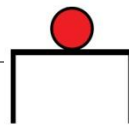


. THERE IS

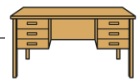
A COMPUTER



ON



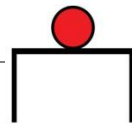
THE DESK



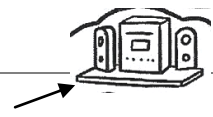
AND A STEREO



ON

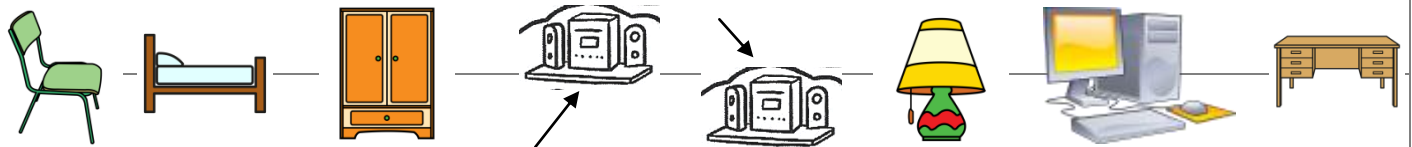


THE SHELF




STEVE :

COMPLETA I DISEGNI E LE PAROLE .



CHAIR , BED , WARDROBE , SHELF , STEREO , LAMP , COMPUTER , DESK



B _ _



D _ _ K



_ H _ I _



_ _ M _ U _ _ R



S _ _ R _ _



L _ _ _

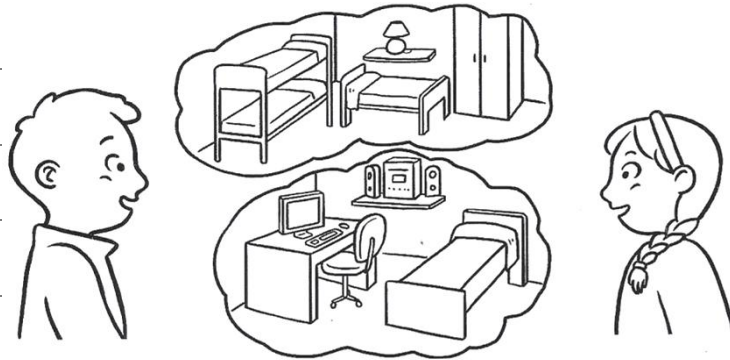


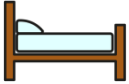

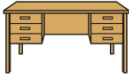





W _ _ DR _ B _



S _ _ LF

OSSERVA LE STANZE DI LUCY E STEVE E **SEGNA** SE CI SONO QUESTI OGGETTI .



	LUCY'S ROOM		STEVE'S ROOM	
	YES	NO	YES	NO
 BED	<input type="checkbox"/>	<input type="checkbox"/>	<input type="checkbox"/>	<input type="checkbox"/>
 WARDROBE	<input type="checkbox"/>	<input type="checkbox"/>	<input type="checkbox"/>	<input type="checkbox"/>
 DESK	<input type="checkbox"/>	<input type="checkbox"/>	<input type="checkbox"/>	<input type="checkbox"/>
 CHAIR	<input type="checkbox"/>	<input type="checkbox"/>	<input type="checkbox"/>	<input type="checkbox"/>
 COMPUTER	<input type="checkbox"/>	<input type="checkbox"/>	<input type="checkbox"/>	<input type="checkbox"/>
 SHELF	<input type="checkbox"/>	<input type="checkbox"/>	<input type="checkbox"/>	<input type="checkbox"/>
 STEREO	<input type="checkbox"/>	<input type="checkbox"/>	<input type="checkbox"/>	<input type="checkbox"/>
 LAMP	<input type="checkbox"/>	<input type="checkbox"/>	<input type="checkbox"/>	<input type="checkbox"/>

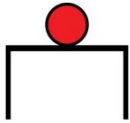
OSSERVA I DISEGNI E COLORA POI COLLEGA ALL'IMMAGINE

GIUSTA .

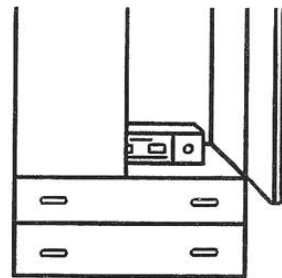
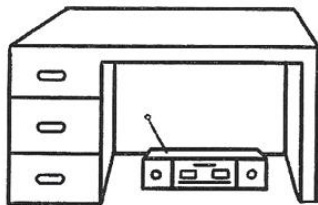
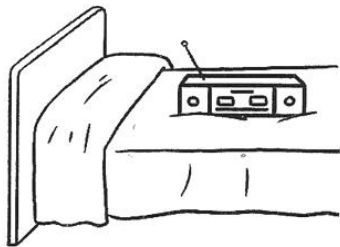
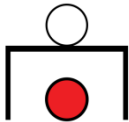
IN



ON



UNDER




A STEREO **UNDER** A DESK

A STEREO **IN** A WARDROBE

A STEREO **ON** A BED

COLLEGA GLI OGGETTI SEGUENDO LE INDICAZIONI .

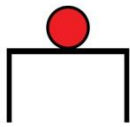
A TENNIS RACKET IN



THE WARDROBE



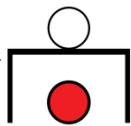
A PEN ON




THE DESK



A BALL UNDER



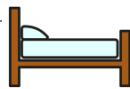
THE CHAIR



A BOOK ON



THE BED




A LAMP ON



THE SHELF



ASCOLTA E RIPETI, POI TRADUCI IN ITALIANO E COLORA.



STEVE : MY FATHER  IS BIG  AND HE IS GOT

BLUE  EYES .

STEVE : _____

LUCY : MY MOTHER  IS SHORT  AND THIN .

LUCY : _____ .

STEVE : WHAT COLOUR IS HER HAIR  ?

STEVE : _____ ?

LUCY : IT IS RED  AND LONG  .

LUCY : _____ .

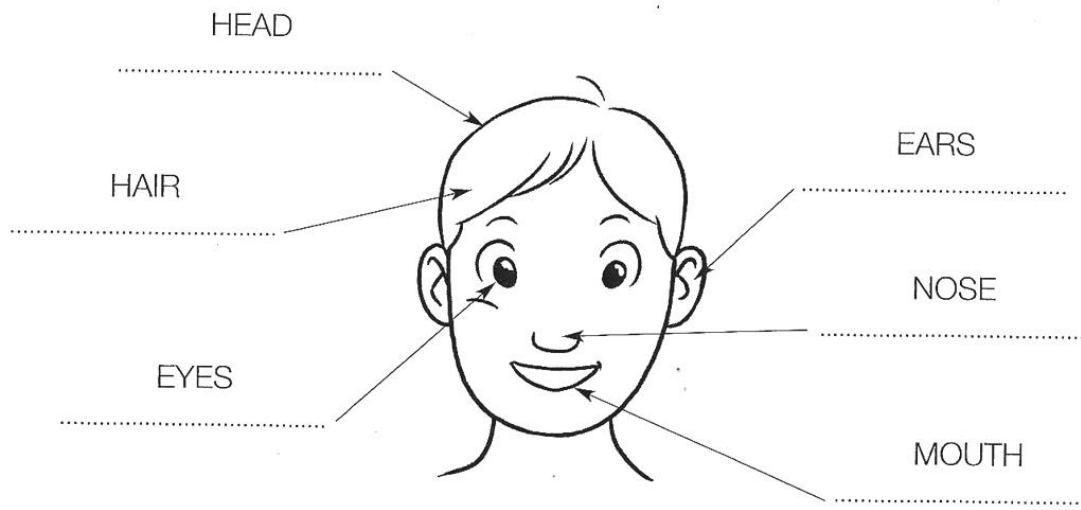
CHI È IL BABBO DI STEVE? **COLORA** GLI OCCHI.




CHI È LA MAMMA DI LUCY? **COLORA** I CAPELLI.




LEGGI E SCRIVI LE PARTI DEL VISO IN ITALIANO.



COLORA DELLO STESSO COLORE LE CORNICI UGUALI E COMPLETA
POI LEGGI E SCRIVI IN ITALIANO.




SHORT AND



FAT AND



YOUNG AND



DISEGNA UN VISO SEGUENDO LE INDICAZIONI, POI SCRIVI LE INDICAZIONI IN ITALIANO.

LONG  , BROWN  HAIR 

SMALL  , GREEN  EYES 

BIG  , YELLOW  EARS 

A BIG  , PINK  NOSE 

A LARGE  , RED  MOUTH 

